

# CARING+ CLEANING

## GUIDE FOR OUTDOOR FURNITURE

### ALUMINIUM & WICKER



#### **Terms and conditions (of the guide)**

Wintons Teak endeavour to have all information in this guide correct, however, there can be errors, in such case we apologise for any inconvenience caused and it may be necessary to change information in this guide.

Wintons Teak®



## POWDER COATED FINISH QUALITY FEATURES

Powder coating finishes offer excellent adhesion and protection.



### **TOUGHENED METAL FRAME**

Wintons Teak use a steel rod and wooded component inside a hollow metal bar to strengthen it, which is a must for load bearing components.

### **TRAPPED METAL DEBRIS**



Sometimes, dirt or metal particles may be trapped inside the structure of your furniture. The loose debris causes a trickling water like noise when lifted and turned. This does not in any way undermine the strength or integrity of your furniture.



### **SCRATCHES AND SCUFF MARKS**

Wintons Teak uses a polyester base powder coating finish which protects the aluminium frame from the element. It does not protect against scratches and dents caused by abrasions and collision against hard objects. Minor scratches, marks and missing paint as a sign of frequent use is expected.

## CARING FOR POWDER COATED FINISH



### GENERAL CLEANING

A powder coated finish can be easily cleaned using a general surface cleaner (such as lemon pledge) using a microfiber cloth.

### RESTORING SCRATCHES AND MARKS

As a sign of good use, minor scratches and marks may appear on a coated finish. This can be easily retouched with spray paint (such as Rust-oleum Ultra Cove), which is widely available in hardware stores. Please choose the right colour of the paint and always test it on a small section of the aluminium or disposable paper.



### TOOLS

-  MULTI PURPOSE CLEANER
-  PAINT TOUCH UP SPRAY\*
-  CLOTH

\*Please choose the right colour of the paint and always test it on a small section of the aluminium or disposable paper.

## AVOID !

DO NOT USE ANY KIND OF BLEACH AND ABRASIVE MATERIALS on powder coated surfaces.

IT IS IMPORTANT TO USE THE FURNITURE AS IT IS INTENDED.

This means that it is important not to sit on the armrests or tabletop, or pivot on the chairs.

DO NOT USE EXCESSIVE FORCE TO CLEAN YOUR FURNITURE.

Excessive force from a power washer or high pressure hose will chip the powder coating finish. Never use a power washer or high pressure hose.

## SYNTHETIC RATTAN QUALITY FEATURES

The synthetic rattan furniture in our collection is hand-woven using synthetic fibre made from extruded High Density Polyethylene (HDPE). The synthetic fibre is recyclable, tear and UV resistant which makes it ideal for outdoor furniture.

## HANDLING SYNTHETIC RATTAN FURNITURE



### DO:

Always lift and handle from the aluminium structure.




### DO NOT:

Grab or pinch the weaving when moving furniture. Always lift and handle from the aluminium structure.

## CARING FOR SYNTHETIC RATTAN




### TOOLS

-  WATER
-  VINEGAR
-  CLOTH
-  GARDEN HOST



### GENERAL CLEANING

Wintons Teak recommends to occasionally clean your outdoor wicker furniture. This ensure that no dirt and foreign object attaches itself onto the material, which over time promotes mould and fungal growth. To clean your wicker furniture, simply rinse its surface with cold water using a garden hose. Do not use a high pressure hose! Regular dusting of your furniture is recommended to rid it of spider webs and dirt. Always use a soft brush or duster.



### TOUGH STAINS

Use a solution with an equal amount of water and vinegar (do not use coloured vinegar such as red wine or balsamic) or non-foaming mild soap. Rub the solution onto the material using a soft cloth and rinse with clean water and towel dry afterwards.



## AVOID !

**DO NOT USE A FOAMING CLEANER** to clean your synthetic rattan furniture. This is because foam can be trapped between the weaving, attracting dirt which is difficult to remove. **DO NOT DIRECTLY EXPOSE THE FURNITURE TO EXTREME HEAT OR COLD**, such as a hot saucepan/flame or dry ice, as it will cause the product to melt or become brittle. This will leave a permanent mark or may cause the fibre to break.

**IT IS IMPORTANT TO USE THE FURNITURE AS IT IS INTENDED.** This means that it is important not to sit on the armrests, sit on the tabletop or to pivot on the chairs.

**KEEP FURNITURE AWAY FROM SHARP OBJECTS.** Synthetic wicker is prone to break when pressed against sharp objects (such as knives, scissors, etc). Please pay special attention when removing packaging material using sharp objects. **DO NOT USE EXCESSIVE FORCE TO CLEAN YOUR FURNITURE.** Excessive force from a power washer or high pressure hose will damage and unravel the weaving. Never use a power washer or high pressure hose.

# CARING+ CLEANING

GUIDE FOR  
OUTDOOR FURNITURE

## ALUMINIUM & WICKER



If you have any enquiry  
please contact customer  
service team:

[customer\\_service@wintonsteak.com](mailto:customer_service@wintonsteak.com)

WintonsTeak®



### Terms and conditions (of the guide)

Wintons Teak endeavour to have all information in this guide correct, however, there can be errors, in such case we apologise for any inconvenience caused and it may be necessary to change information in this guide.